

Introduction and Product Overview



ELIZA Sanders

esanders@converus.com



Agenda



Product Comparison



Testing Process



Responsibilities: Proctor vs Admin



Test Protocols



Training Certificates & Requirements

Converus Solutions



1st Ocular Lie Detector



2014



1st Automated Polygraph



2021



1st App to Verify Truth
(U.S. patent pending)



2024

Product Comparison

Feature	EyeDetect	EyeDetect+	VerifEye
Test length	15-35 minutes	20-50 minutes	10-15 minutes
Hardware	Laptop with eye tracker	Laptop, Physio Tracker and eye tracker	Cellphone
Accuracy	86-88%	89-91%	79-80%
Available Languages	Depends on protocol	52	Whatever phone supports
Who proctors?	Trained Test Proctor	Trained Test Proctor	Trained Test Proctor or Self-Administered
Where are results?	Online Dashboard	Online Dashboard	Online Dashboard 3 rd Party w/ SDK
Reading required?	MCT and DLC protocols Eyeglasses/Contacts OK	HMCT protocol Eyeglasses/Contacts OK	No No eyeglasses Contacts OK
How to answer Q's?	Read (hear) and click mouse	Read (hear) and click mouse	Listen and reply

General Testing Process

1

Ready the Test

- Determine test topics
- Examinee suitability
- Create test

2

Prepare for Appointment

- Assemble Station
- Prepare Room
- Test Equipment

3

Prepare Examinee

- Pretest checklist



General Testing Process

4

Administer Test

- Test Structure
- Monitor Test

5

Score Test

- Internet upload


6

Evaluate Test Results

- Dashboard Training

7

Send Results to Client



General Testing Process - Preemployment

7

Post Test Interview

- Admissions
- Determine if disqualifying

8

Retest If Needed

- Indirect Question
- Withholding further

9

Send Results

- Evaluate new results and send



General Testing Process – VerifEye Self-Administer

1

Ready the Test

- Determine test topics
- Examinee suitability
- Create test

2

Send Test Link

- Set customer expectations

3

Evaluate Results

- Dashboard Training

4

Retest If Needed

5

Send Results to Client

Responsibilities – Proctor vs Admin

Step	Test Proctor	Administrator	VerifEye - Solo
1		Ready the Test	Ready the Test
2	Prepare for Appointment		Send Test Link – Set Customer Expectation
3	Prepare Examinee – Pretest Checklist		
4	Administer Test		
5	Score Test		Evaluate Test Results
6		Evaluate Test Results	
7	Post Test Interview		Retest If Needed
8	Retest If Needed		
9		Send Test Results	Send Test Results

Training Courses & Certificates

**EyeDetect
Standard**

EyeDetect Test
Proctor

EyeDetect
Administrator

EyeDetect Test
Proctor+

**VerifEye
Standard**

VerifEye Specialist

**VerifEye
Advanced**

VerifEye Test
Writer

**EyeDetect
Advanced**

EyeDetect MCT
Test Writer

EyeDetect AMCT
Test Writer

EyeDetect HMCT
Test Writer

EyeDetect
HDLC/DLC2 Test
Writer

Other

Tech Support
Specialist

Investigative
Interviewer

Presentation Styles and Options

1

SLIDES

- Video
- PDF of slides

2

LIVE DEMO

- Video
- PDF Guides

3

PRECORDED VIDEO

- Video
- PDF Guides

4

SCHEDULED WORKSHOPS

- Weekly
- Virtual custom assistance

COMING SOON!

Workshops

- FREE
- 1 hour
- 10 available slots



**EYEDETECT
STANDARD**

**TEST WRITER
MCT**

**TEST WRITER
DLC**

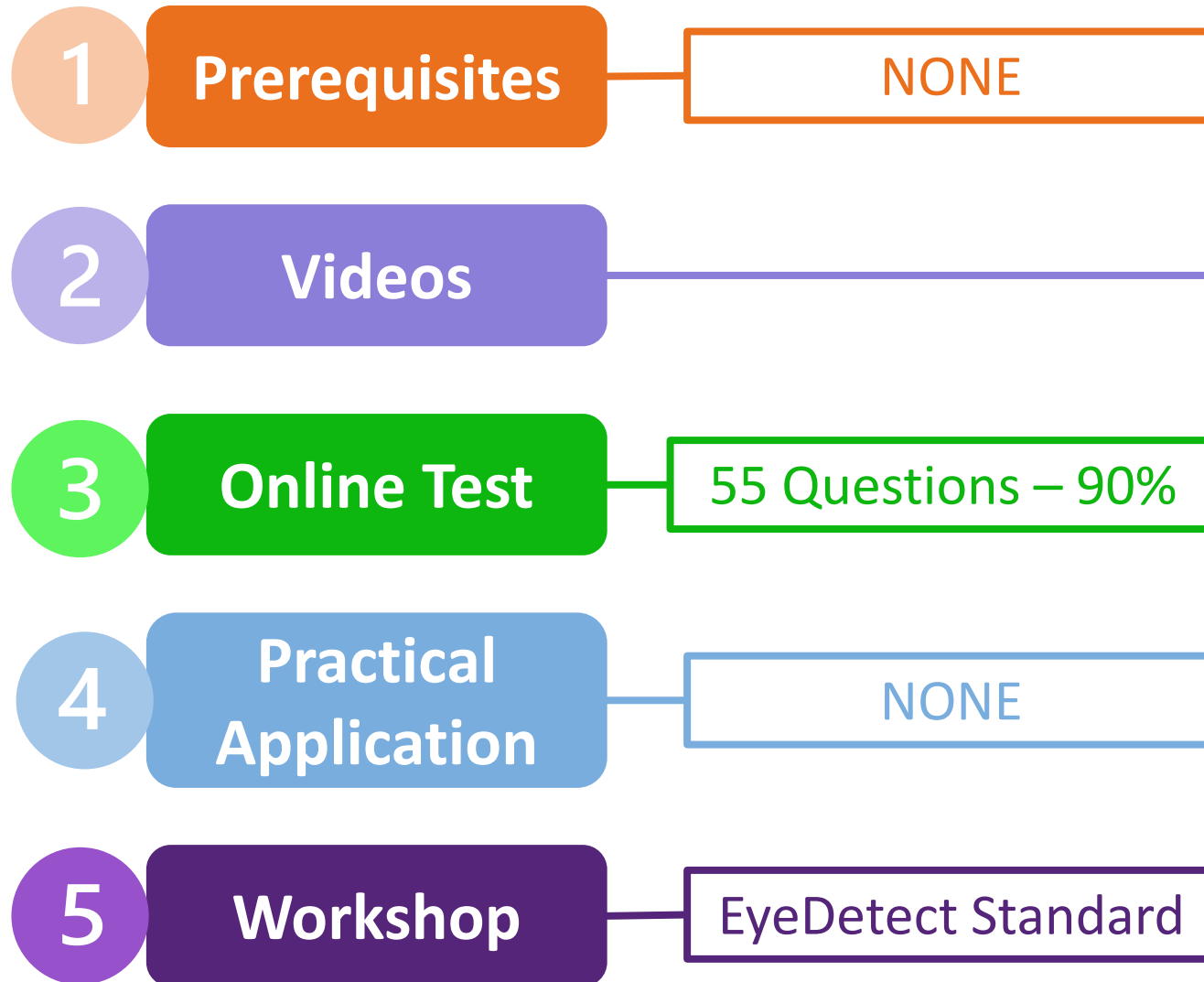
**VERIFEYE
SPECIALIST**

**VERIFEYE
TEST WRITER**

General Course Requirements & Steps

- 1 Complete or fulfill any required prerequisites
- 2 Watched required videos/review required resources
- 3 Pass online test (90%)
- 4 Complete any required practical application exercise(s)
- 5 **Optional:** Attend weekly workshop for added assistance
– Can replace *Test Examples* video for test writer courses

EyeDetect Test Proctor: 3 – 4 hours

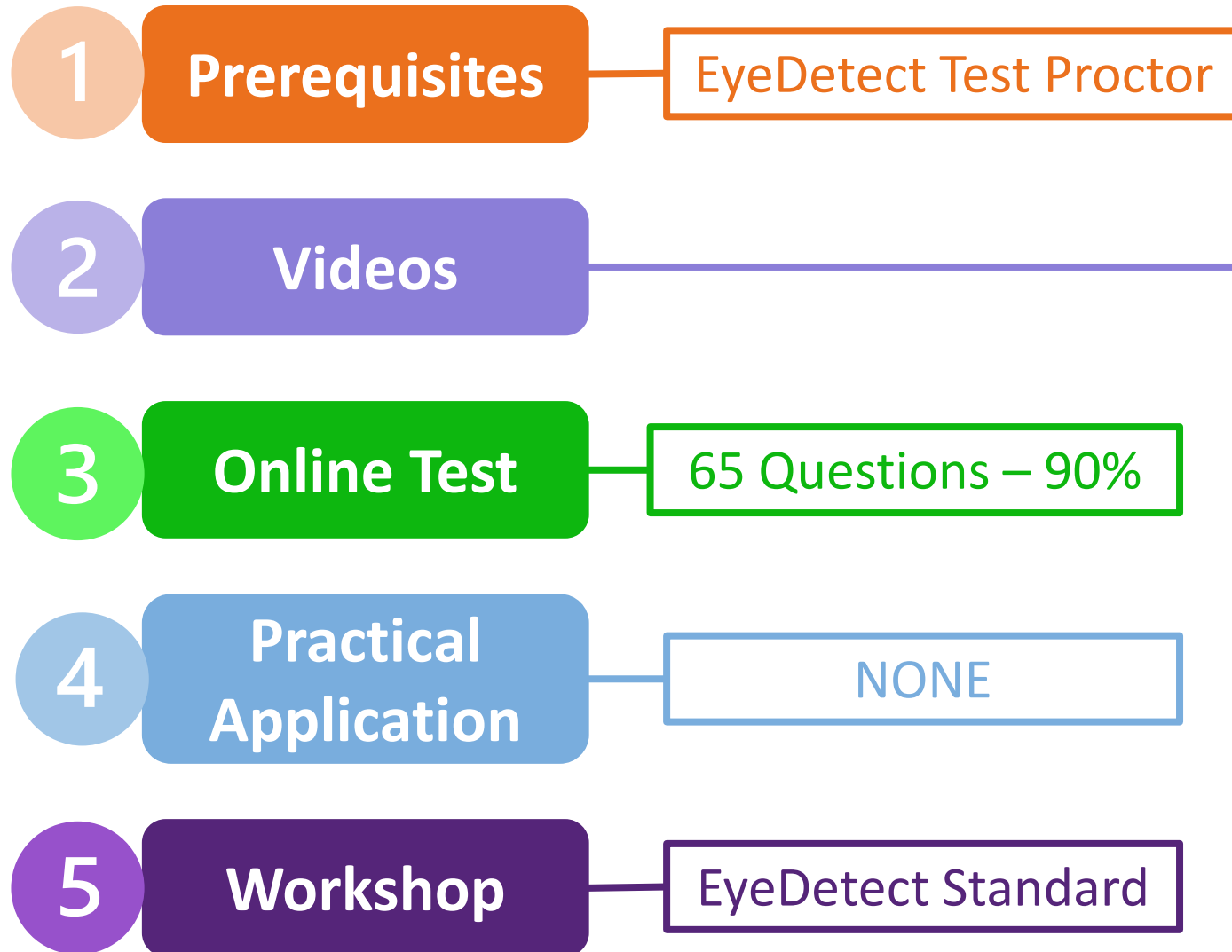


REQUIRED VIDEOS – TOTAL ≈ 3 HOURS

- Test Information Overview
- Test Protocols
- Examinee Suitability
- Prepare Testing Room
- Assembling a V4 Station
- Know Your Station Features
- Test Equipment
- Prepare Examinee – Pretest Checklist
- How to Administer a Test
- EyeDetect Manager
- How to Handle Confession & Interruptions
- EyeDetect Number Test



EyeDetect Administrator: 2 – 3 hours

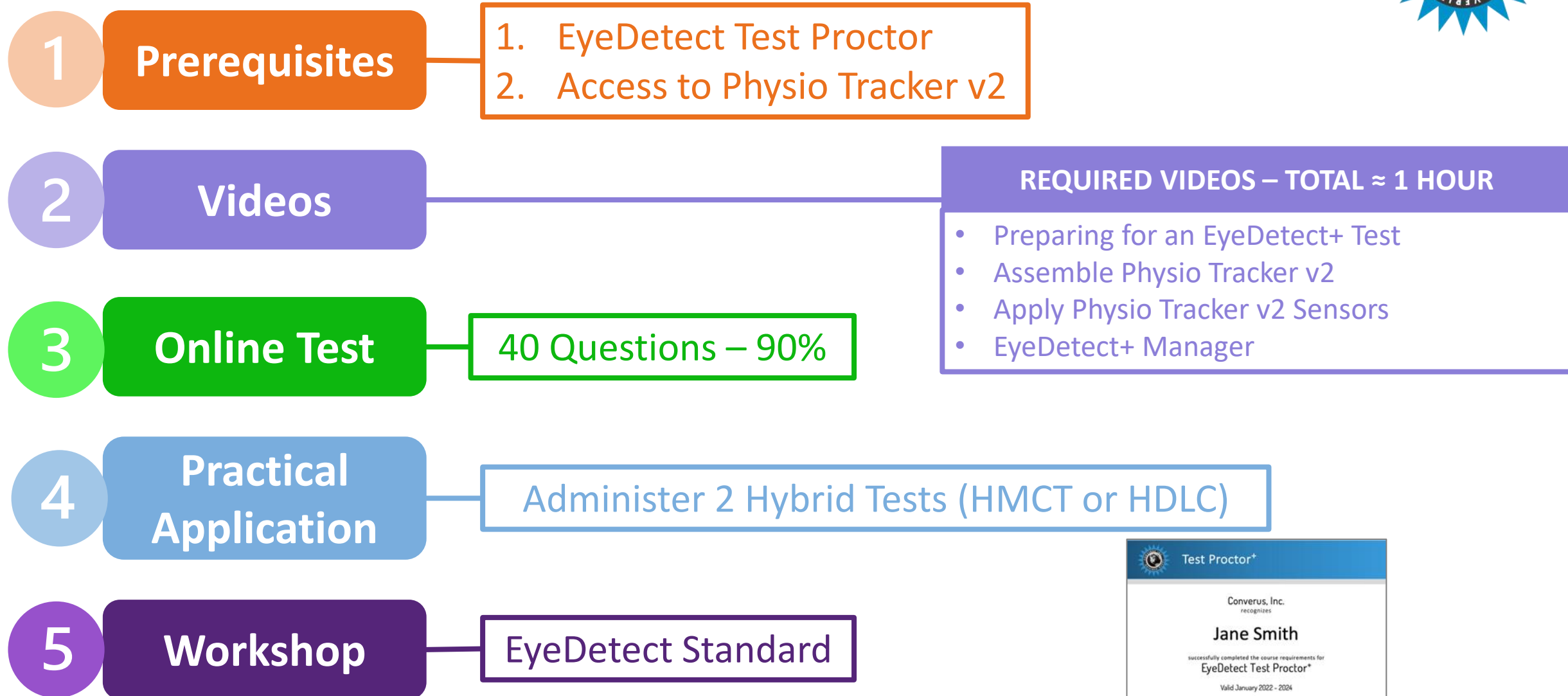


REQUIRED VIDEOS – TOTAL ≈ 2 HOURS

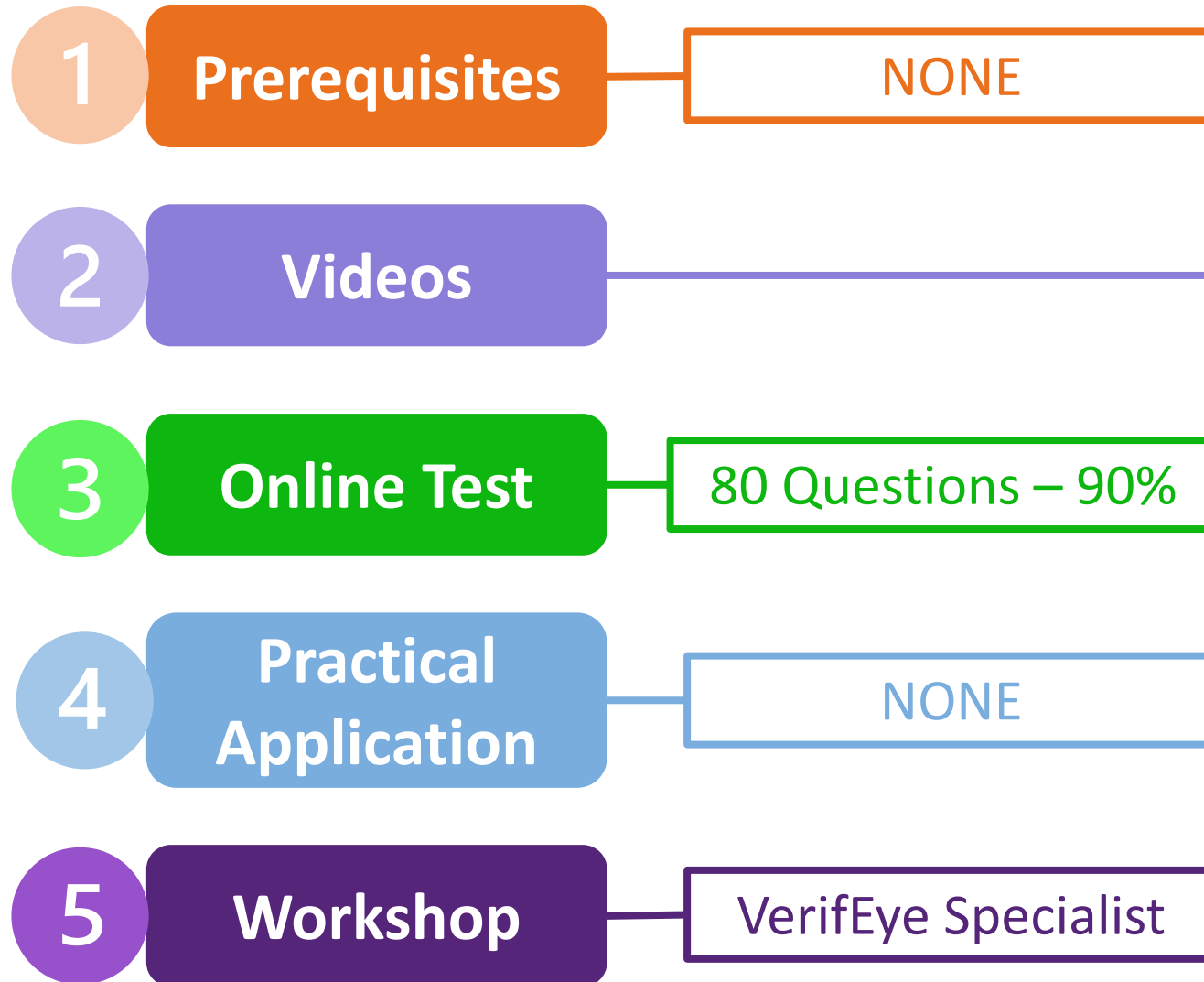
- Welcome to Admin – Account Overview
- Introduction to Dashboard
- Test Results – Guidance Categories
- Test Result Examples
- Dashboard: Charts, Accounts, Licenses & Tools
- Why Do Examinees Pass or Fail?
- Base Rates of Guilt (BRG)



EyeDetect Test Proctor+: 2 – 3 hours



VerifEye Specialist: 4 – 5 hours



REQUIRED VIDEOS – TOTAL ≈ 4 HOURS

- Introduction to VerifEye
- Test Information Overview
- Test Protocols
- Introduction to Dashboard
- VerifEye Dashboard
- VerifEye Solo Mode Specifics
- Examinee Suitability
- Prepare Testing Room
- Prepare Examinee – Pretest Checklist
- VerifEye Proctor Mode Specifics
- VerifEye Number Test



VerifEye Test Writer: 4 – 5 hours



1

Prerequisites

1. VerifEye Specialist
2. Personal Login to VerifEye Dashboard

2

Videos

REQUIRED VIDEOS – TOTAL ≈ 3 HOURS

- Introduction to Test Writing
- Introduction to VerifEye Test Writer
- Comparison Topics in Test Writing
- VerifEye Test Examples - *can be replaced by VerifEye Test Writer workshop*

3

Online Test

50 Questions – 90%

4

Practical Application

Submit Practical Exercises for Review

5

Workshop

VerifEye Test Writer



Investigative Interviewer: 6 – 7 hours



1 Prerequisites NONE

2 Videos

REQUIRED VIDEOS – TOTAL ≈ 6 HOURS

- Investigative Interviewer

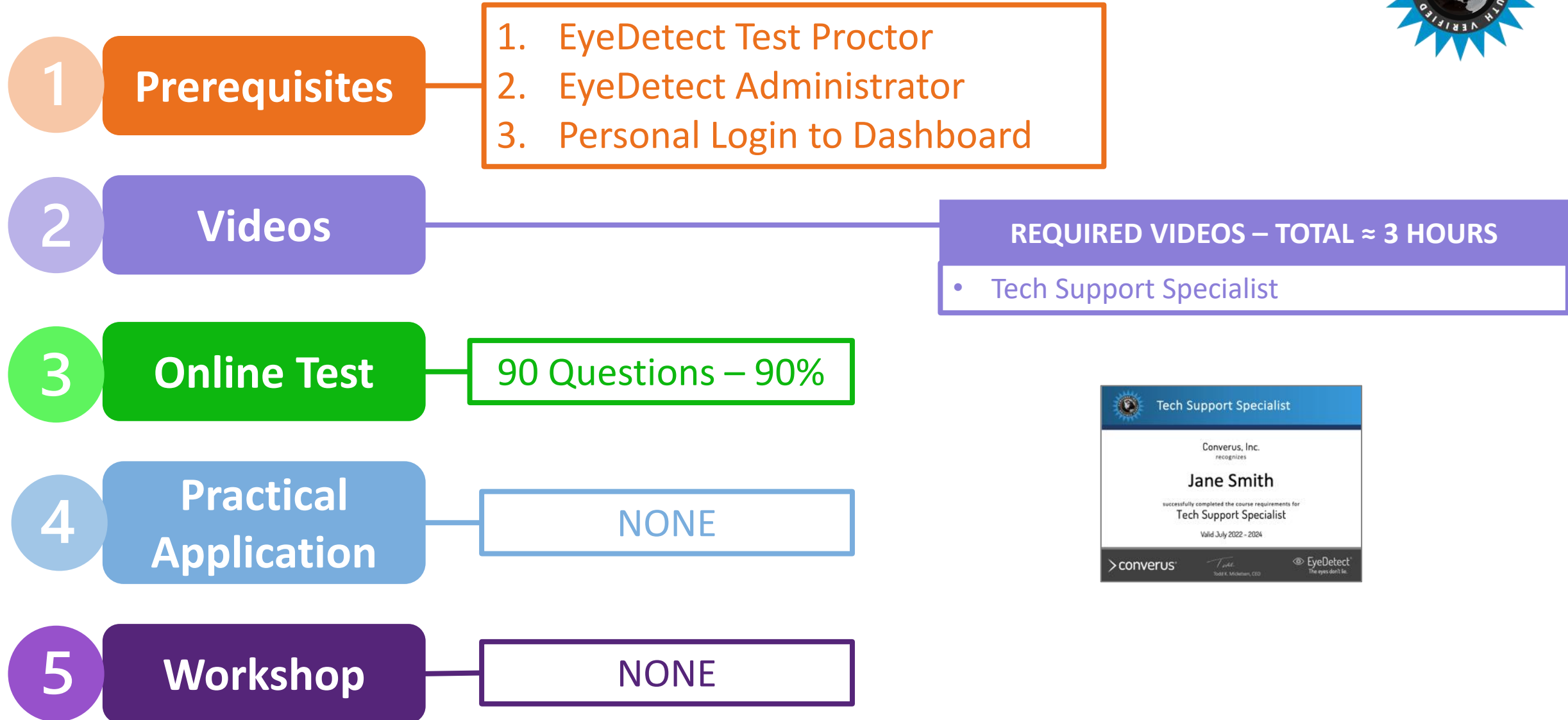
3 Online Test 85 Questions – 80%

4 Practical Application NONE

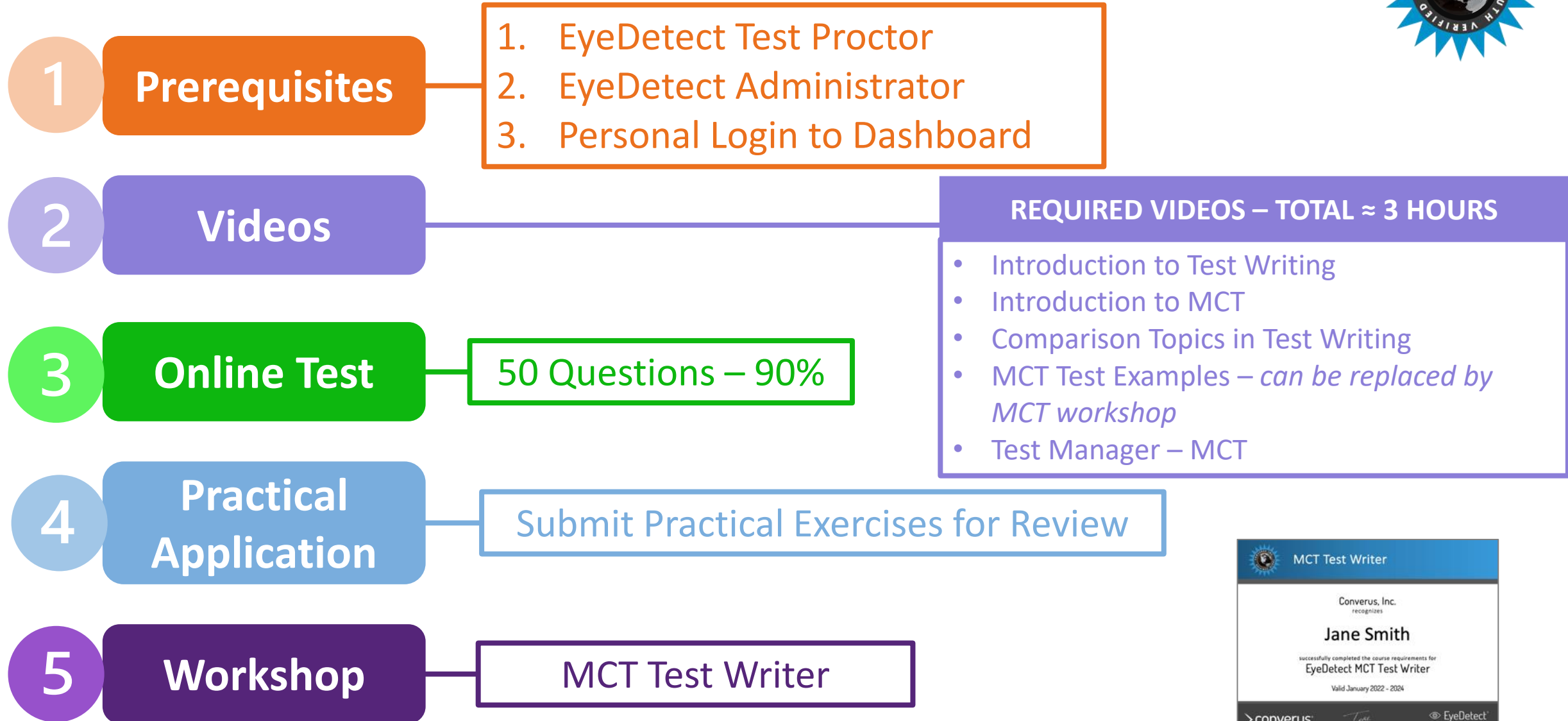
5 Workshop NONE



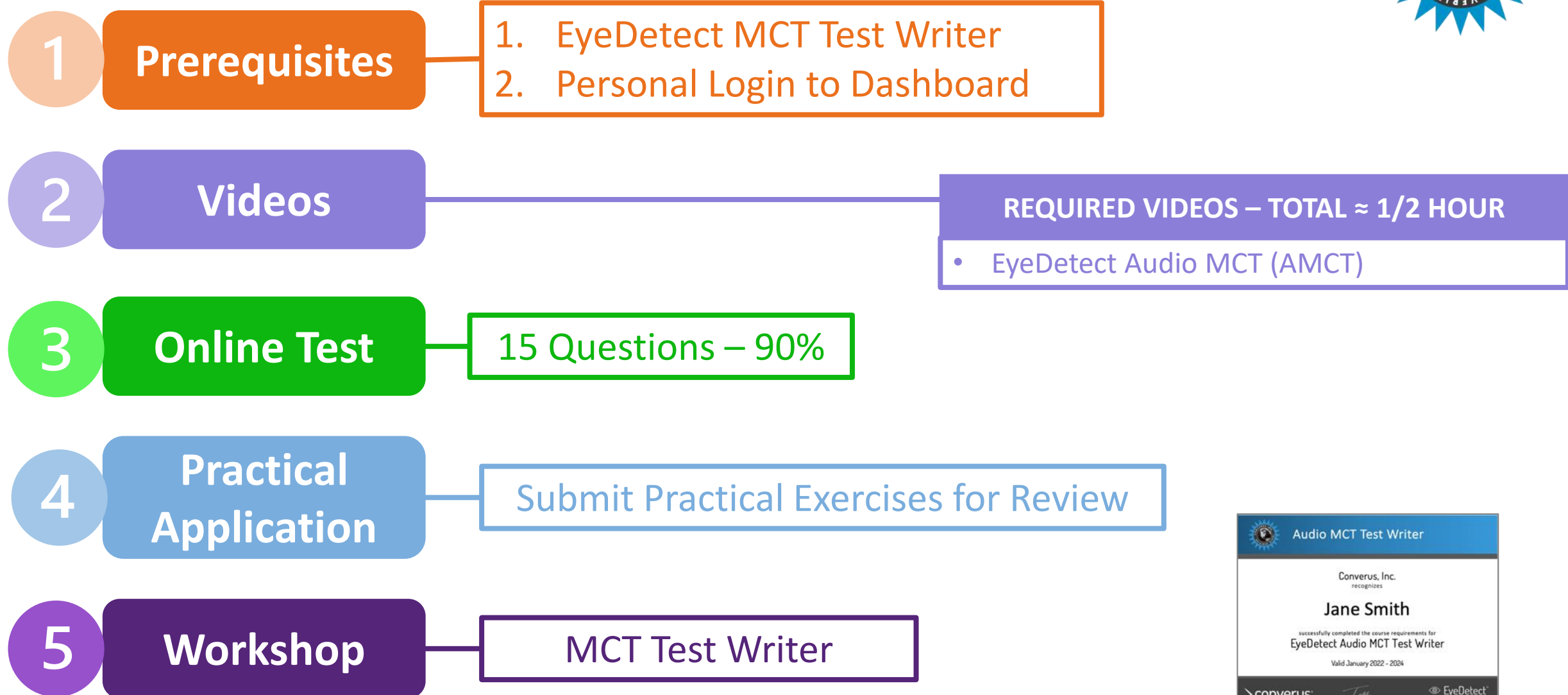
Tech Support Specialist: 3 – 4 hours



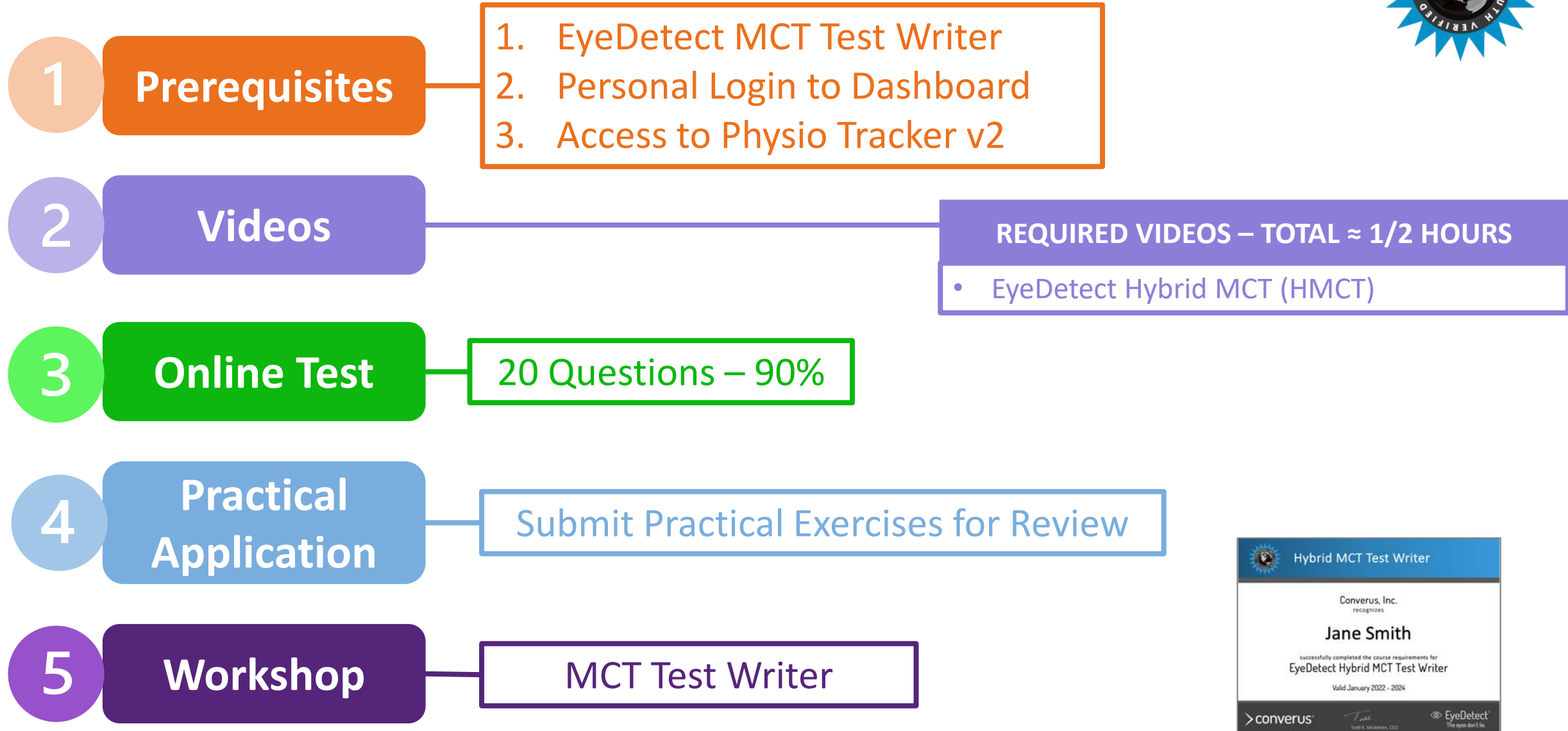
EyeDetect MCT Test Writer: 5 – 6 hours



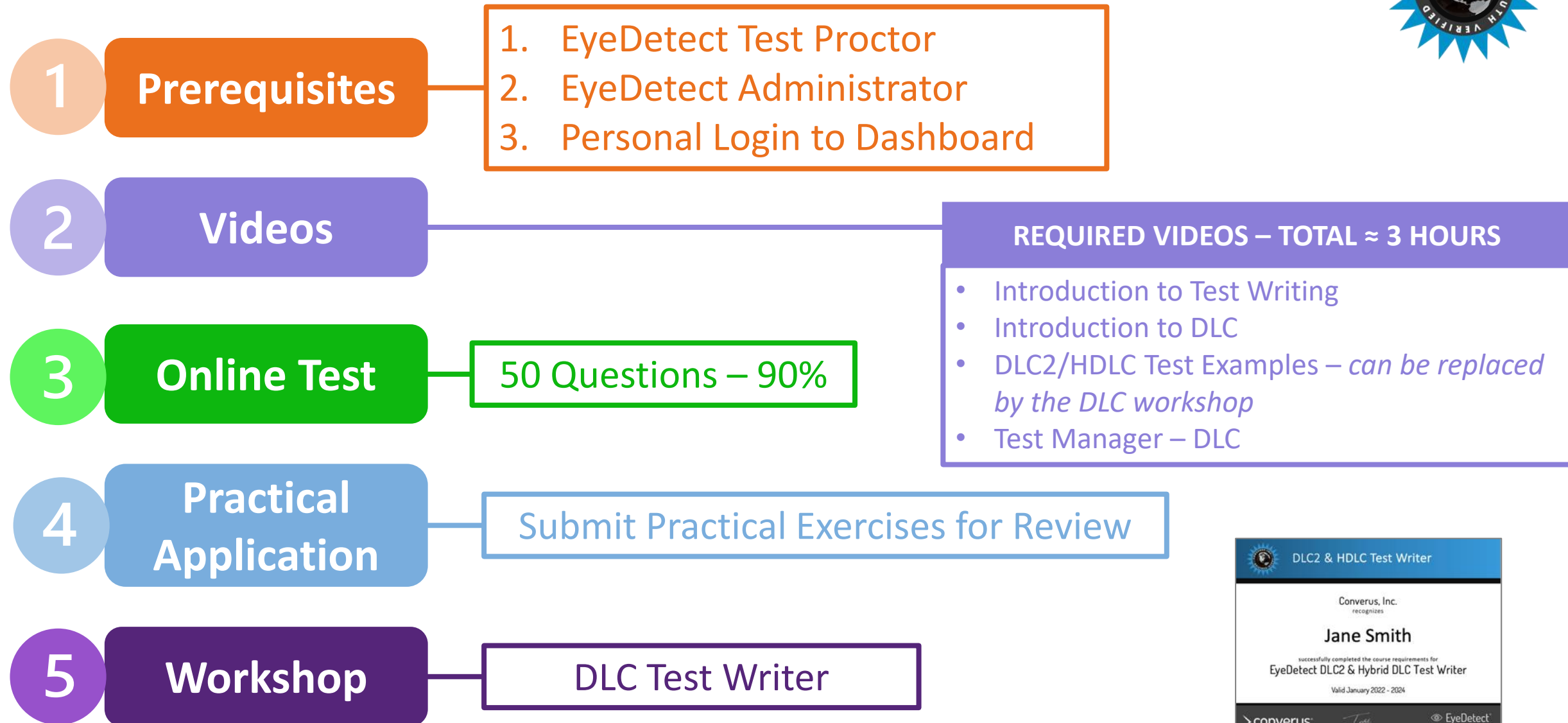
EyeDetect AMCT Test Writer: 2 – 3 hours



EyeDetect HMCT Test Writer: 2 – 3 hours



EyeDetect DLC2/HDLC Test Writer: 5 – 6 hours



Summary of Training Process

Course	Pre- Req Course	Access Physio Tracker v2	Personal Login to Dashboard	Watch Videos	Pass Online Quiz	Pass Practical Application Exercises	Optional Virtual Workshop
EyeDetect Test Proctor				X	X		X
EyeDetect Administrator	X			X	X		X
EyeDetect Test Proctor+	X	X		X	X	X	X
VerifEye Specialist				X	X		X
VerifEye Test Writer	X		X	X	X	X	X
Investigative Interviewer	X			X	X		
Tech Support Specialist	X		X	X	X		
EyeDetect MCT	X		X	X	X	X	X
EyeDetect AMCT	X		X	X	X	X	X
EyeDetect HMCT	X	X	X	X	X	X	X
EyeDetect HDLC/DLC2	X		X	X	X	X	X

Certificates of Completion

- Converus provides certificates.
- Certificates are valid for 2 years.



Certificate Renewal

**EyeDetect
Standard**

EyeDetect Test
Proctor

EyeDetect
Administrator

EyeDetect Test
Proctor+

**VerifEye
Standard**

VerifEye Specialist

- Every 2 years
- Rewatch videos if needed
- Pass online test

Other

Tech Support
Specialist

Investigative
Interviewer

If certificate expires - use without current certificate.

Certificate Renewal – Test Writers

EyeDetect MCT
Test Writer

EyeDetect
DLC2/HDLC Test
Writer

EyeDetect AMCT
Test Writer

EyeDetect HMCT
Test Writer

VerifEye Test
Writer

- Every 2 years
- If less than 3 tests
 - Test Manager access auto-disabled
- Converus sends formal evaluations
 - 80% = auto-renewal
 - Less than 80% = redo and submit for reevaluation
 - Redo incomplete, certificate expires
 - Have 12 months to complete redo to reenable access
 - After 12 months, must redo entire course
 - Can submit tests for review or evaluation prior to expiration date.

If certificate expires - Test Manager access disabled

Thanks

